

CLIO CUP FRANCE & CENTRAL EUROPE


SPA EURO RACE

FREE PRACTICE 1

Analysis

■ Personal Best ■ Session Best B Crossing the finish line in pit lane

Lap	Time	Sector 1	Sector 2	Sector 3	Kph	Elapsed	Lap	Time	Sector 1	Sector 2	Sector 3	Kph	Elapsed
2 Marc GUILLOT MILAN COMPETITION							7	3:12.373	54.756	1:28.265	49.352	131.1	24:04.386
1	4:57.020	2:39.053	1:27.434	50.533	84.9	4:57.020	8	3:12.547	55.291	1:27.872	49.384	131.0	27:16.933
2	3:09.253	54.547	1:25.899	48.807	133.2	8:06.273	9	3:15.076	55.467	1:29.448	50.161	129.3	30:32.009
3	3:08.408	54.038	1:25.745	48.625	133.8	11:14.681							
4	3:08.490	53.601	1:25.118	49.771	133.8	14:23.171							
5	3:09.671	53.279	1:28.510	47.882	132.9	17:32.842							
6	3:07.712	53.713	1:25.534	48.465	134.3	20:40.554							
7	3:07.100	53.416	1:25.679	48.005	134.8	23:47.654							
8	3:09.555	54.673	1:25.903	48.979	133.0	26:57.209							
9	3:08.327	53.640	1:26.131	48.556	133.9	30:05.536							
3 Loris Prattes Schläppi Race-Tec													
1	3:54.445	1:08.578	1:48.073	57.794	107.5	3:54.445							
2	3:33.285	1:01.046	1:38.993	53.246	118.2	7:27.730							
3	5:45.293	3:16.231	1:36.251	52.811	73.0	13:13.023							
4	3:17.190	56.194	1:30.161	50.835	127.9	16:30.213							
5	3:17.812	58.106	1:29.447	50.259	127.5	19:48.025							
6	3:15.926	55.817	1:30.171	49.938	128.7	23:03.951							
7	3:14.023	56.337	1:28.097	49.589	130.0	26:17.974							
8	3:15.436	55.340	1:29.828	50.268	129.0	29:33.410							
9	3:14.347	55.560	1:28.934	49.853	129.7	32:47.757							
4 Tomasz Wojcik Stucki Motorsport													
1	6:39.392	3:23.688	2:07.287	1:08.417	63.1	6:39.392							
2	4:00.428	1:12.523	1:46.820	1:01.085	104.9	10:39.820							
3	3:45.191	1:06.749	1:40.921	57.521	112.0	14:25.011							
4	3:30.520	1:01.317	1:35.319	53.884	119.8	17:55.531							
5	3:28.659	58.034	1:36.917	53.708	120.8	21:24.190							
6	3:25.390	58.960	1:33.343	53.087	122.8	24:49.580							
7	3:25.439	57.857	1:33.186	54.396	122.7	28:15.019							
8	3:27.911	58.244	1:35.315	54.352	121.3	31:42.930							
5 Kevin Landwehr Schlaug Motorsport													
1	3:55.133	1:18.820	1:41.411	54.902	107.2	3:55.133							
2	3:21.904	58.665	1:31.938	51.301	124.9	7:17.037							
3	3:16.732	55.857	1:28.641	52.234	128.2	10:33.769							
4	3:12.663	55.444	1:27.570	49.649	130.9	13:46.432							
5	3:17.397	54.759	1:31.586	51.052	127.7	17:03.829							
6	3:15.255	55.655	1:29.443	50.157	129.1	20:19.084							
7	3:11.657	55.347	1:26.793	49.517	131.6	23:30.741							
8	3:11.846	54.810	1:27.311	49.725	131.4	26:42.587							
9	3:16.910	55.022	1:28.938	52.950	128.0	29:59.497							
6 René Leutenegger No name fighter													
1	4:14.280	1:12.671	1:52.902	1:08.707	99.2	4:14.280							
2	3:28.995	59.819	1:36.559	52.617	120.6	7:43.275							
3	3:21.263	56.612	1:32.619	52.032	125.3	11:04.538							
4	3:19.949	56.062	1:30.785	53.102	126.1	14:24.487							
5	3:15.248	55.664	1:29.392	50.192	129.1	17:39.735							
6	3:12.278	55.262	1:28.031	48.985	131.1	20:52.013							
7 Mickael CARREE T2CM													
1	6:13.628	3:35.544	1:44.892	53.192	67.5	6:13.628							
2	3:17.896	56.783	1:29.657	51.456	127.4	9:31.524							
3	3:15.760	56.254	1:28.908	50.598	128.8	12:47.284							
4	3:13.051	54.600	1:28.604	49.847	130.6	16:00.335							
5	3:15.024	55.523	1:27.940	51.561	129.3	19:15.359							
6	3:11.713	55.675	1:26.686	49.352	131.5	22:27.072							
7	3:12.744	54.410	1:28.374	49.960	130.8	25:39.816							
9 Andreas Stucki Stucki Motorsport													
1	5:44.813	3:02.202	1:45.167	57.444	73.1	5:44.813							
2	3:45.519	1:02.015	1:42.692	1:00.812	111.8	9:30.332							
3	3:31.844	1:02.390	1:36.593	52.861	119.0	13:02.176							
4	3:19.935	56.611	1:32.220	51.104	126.1	16:22.111							
5	3:19.069	55.032	1:30.824	53.213	126.7	19:41.180							
6	3:21.749	55.599	1:33.848	52.302	125.0	23:02.929							
7	3:42.762	58.118	1:46.562	58.082	113.2	26:45.691							
11 Tomas Pekar Carpek Service													
1	6:19.145	3:40.739	1:40.599	57.807	66.5	6:19.145							
2	3:17.568	56.352	1:30.941	50.275	127.6	9:36.713							
3	3:17.976	58.285	1:29.138	50.553	127.4	12:54.689							
4	3:11.184	54.387	1:27.473	49.324	131.9	16:05.873							
5	3:15.754	54.398	1:29.574	51.782	128.8	19:21.627							
12 Emmanuel RAFFIN AUTOSPORT GP													
1	4:24.127	1:42.090	1:43.578	58.459	95.5	4:24.127							
2	3:28.603	1:00.957	1:33.819	53.827	120.9	7:52.730							
3	3:23.201	58.023	1:31.974	53.204	124.1	11:15.931							
4	3:18.422	56.452	1:30.607	51.363	127.1	14:34.353							
5	3:16.915	56.325	1:29.708	50.882	128.0	17:51.268							
6	3:13.782	55.624	1:28.004	50.154	130.1	21:05.050							
7	3:11.893	54.998	1:27.065	49.830	131.4	24:16.943							
8	3:15.185	55.935	1:29.270	49.980	129.2	27:32.128							
9	3:17.418	56.454	1:29.671	51.293	127.7	30:49.546							
15 Lucas Groeneveld Certainty Racing Team													
1	4:31.072	1:49.739	1:41.974	59.359	93.0	4:31.072							
2	3:29.370	59.766	1:35.435	54.169	120.4	8:00.442							
3	3:24.114	57.698	1:33.979	52.437	123.5	11:24.556							
4	3:19.507	55.721	1:31.221	52.565	126.4	14:44.063							
5	3:35.340	55.464	1:32.271	1:07.605	117.1	18:19.403							
6	3:23.526	56.753	1:32.614	54.159	123.9	21:42.929							
7	3:24.193	57.907	1:34.961	51.325	123.5	25:07.122							
8	3:18.901	55.827	1:31.702	51.372	126.8	28:26.023							
9	3:22.255	56.428	1:33.530	52.297	124.7	31:48.278							



CLIO CUP FRANCE & CENTRAL EUROPE


SPA EURO RACE

FREE PRACTICE 1

Analysis

■ Personal Best ■ Session Best B Crossing the finish line in pit lane

Lap	Time	Sector 1	Sector 2	Sector 3	Kph	Elapsed	Lap	Time	Sector 1	Sector 2	Sector 3	Kph	Elapsed		
16	Come RAFFIN							24	Antonio Citera						AUT
AUTOSPORT GP							RTM Motorsport								
1	5:36.397	2:26.814	2:00.189	1:09.394	75.0	5:36.397	1	5:20.908	2:20.543	1:59.257	1:01.108	78.6	5:20.908		
2	3:57.229	1:04.841	1:45.944	1:06.444	106.3	9:33.626	2	4:05.609	1:10.899	1:53.815	1:00.895	102.7	9:26.517		
3	3:45.337	1:04.084	1:41.050	1:00.203	111.9	13:18.963	3	5:52.895	3:02.648	1:49.479	1:00.768	71.4	15:19.412		
4	3:45.072	1:04.634	1:41.971	58.467	112.0	17:04.035	4	3:48.866	1:06.673	1:45.636	56.557	110.2	19:08.278		
5	5:13.684	2:46.960	1:32.994	53.730	80.4	22:17.719	5	3:50.252	1:01.537	1:52.426	56.289	109.5	22:58.530		
6	3:31.275	58.186	1:34.986	58.103	119.3	25:48.994	6	3:41.357	1:00.321	1:45.942	55.094	113.9	26:39.887		
7	3:38.090	1:04.850	1:38.124	55.116	115.6	29:27.084	7	3:38.594	1:02.739	1:38.248	57.607	115.3	30:18.481		
8	3:27.547	57.427	1:34.236	55.884	121.5	32:54.631									
17	Albert Legutko							25	Denis Bulatov						RUS
BM Racing Team							Seyffarth Motorsport								
1	4:13.031	1:22.134	1:50.228	1:00.669	99.6	4:13.031	1	3:49.670	1:14.661	1:42.251	52.758	109.8	3:49.670		
2	3:41.921	59.291	1:37.666	1:04.964	113.6	7:54.952	2	3:13.864	55.963	1:27.844	50.057	130.1	7:03.534		
3	6:48.577	4:15.410	1:40.029	53.138	61.7	14:43.529	3	3:13.318	55.227	1:26.815	51.276	130.4	10:16.852		
4	3:28.817	1:00.448	1:34.742	53.627	120.7	18:12.346	4	3:09.558	54.510	1:25.572	49.476	133.0	13:26.410		
5	4:45.022	2:05.568	1:41.839	57.615	88.5	22:57.368	5	3:07.773	54.217	1:25.072	48.484	134.3	16:34.183		
6	4:05.012	1:16.054	1:42.425	1:06.533	102.9	27:02.380	6	3:07.694	53.980	1:24.841	48.873	134.3	19:41.877		
							7	3:10.960	55.212	1:26.437	49.311	132.0	22:52.837		
							8	3:07.986	53.949	1:25.380	48.657	134.1	26:00.823		
							9	3:13.823	54.002	1:26.572	53.249	130.1	29:14.646		
							10	3:10.100	54.384	1:26.765	48.951	132.6	32:24.746		
19	Robin Rogalski							26	Pierre-Etienne CHAUMAT						
Seyffarth Motorsport							TB2S								
1	4:03.480	1:16.062	1:49.643	57.775	103.6	4:03.480	1	5:25.070	2:52.065	1:36.174	56.831	77.6	5:25.070		
2	3:25.854	59.805	1:34.152	51.897	122.5	7:29.334	2	3:19.663	58.752	1:29.645	51.266	126.3	8:44.733		
3	3:19.374	56.254	1:31.615	51.505	126.5	10:48.708	3	3:13.997	55.109	1:28.424	50.464	130.0	11:58.730		
4	3:16.726	56.395	1:30.281	50.050	128.2	14:05.434	4	3:11.014	54.046	1:26.752	50.216	132.0	15:09.744		
5	3:15.224	55.320	1:29.810	50.094	129.2	17:20.658	5	3:08.666	54.037	1:25.718	48.911	133.6	18:18.410		
6	3:16.230	55.694	1:30.783	49.753	128.5	20:36.888	6	3:08.251	53.696	1:26.289	48.266	133.9	21:26.661		
7	6:19.869	3:57.988	1:30.461	51.420	66.4	26:56.757	7	3:09.216	54.690	1:26.034	48.492	133.3	24:35.877		
8	3:20.771	56.772	1:31.858	52.141	125.6	30:17.528	8	3:08.954	53.973	1:25.881	49.100	133.4	27:44.831		
							9	3:13.953	54.244	1:28.606	51.103	130.0	30:58.784		
20	Bartosz Paziewski							27	Benoit CASTAGNE						
Seyffarth Motorsport							RAIWOIT RACING								
1	3:37.454	1:10.162	1:36.519	50.773	116.0	3:37.454	1	6:03.156	3:29.225	1:40.007	53.924	69.4	6:03.156		
2	3:18.476	55.707	1:28.007	54.762	127.0	6:55.930	2	3:24.864	57.526	1:33.051	54.287	123.1	9:28.020		
3	3:15.835	55.821	1:28.793	51.221	128.8	10:11.765	3	3:17.044	55.995	1:29.993	51.056	128.0	12:45.064		
4	3:15.675	54.064	1:28.112	53.499	128.9	13:27.440	4	3:14.040	54.808	1:29.073	50.159	129.9	15:59.104		
5	3:08.259	54.170	1:26.250	47.839	133.9	16:35.699	5	3:13.425	55.198	1:28.391	49.836	130.4	19:12.529		
6	3:08.198	53.508	1:26.631	48.059	134.0	19:43.897	6	3:13.562	55.670	1:28.267	49.625	130.3	22:26.091		
7	3:12.070	54.278	1:27.239	50.553	131.3	22:55.967	7	3:12.599	54.357	1:28.673	49.569	130.9	25:38.690		
8	3:07.848	54.191	1:25.196	48.461	134.2	26:03.815	8	3:17.056	56.117	1:31.016	49.923	128.0	28:55.746		
9	3:08.640	53.850	1:26.364	48.426	133.7	29:12.455									
10	3:10.365	54.419	1:26.605	49.341	132.5	32:22.820									
23	Sandro Soubek							30	Max Zschuppe						DEU
MAIR Racing Osttirol							Seyffarth Motorsport								
1	5:00.218	2:18.247	1:45.273	56.698	84.0	5:00.218	1	5:17.394	2:18.911	1:59.005	59.478	79.4	5:17.394		
2	3:30.981	59.912	1:33.924	57.145	119.5	8:31.199	2	3:41.525	1:04.975	1:42.637	53.913	113.8	8:58.919		
3	3:15.015	56.193	1:28.656	50.166	129.3	11:46.214	3	3:28.442	58.721	1:36.222	53.499	121.0	12:27.361		
4	3:13.834	56.029	1:27.941	49.864	130.1	15:00.048	4	3:26.379	58.993	1:34.285	53.101	122.2	15:53.740		
5	3:12.780	55.316	1:28.260	49.204	130.8	18:12.828	5	3:24.467	55.757	1:31.976	56.734	123.3	19:18.207		
6	3:12.368	56.596	1:26.267	49.505	131.1	21:25.196	6	3:22.714	56.483	1:34.177	52.054	124.4	22:40.921		
7	5:42.460	3:01.161	1:27.855	1:13.444	73.6	27:07.656	7	3:21.628	59.001	1:31.615	51.012	125.1	26:02.549		
8	3:15.057	55.407	1:28.006	51.644	129.3	30:22.713									




CLIO CUP FRANCE & CENTRAL EUROPE

SPA EURO RACE

FREE PRACTICE 1

Analysis

Lap	Time	Sector 1	Sector 2	Sector 3	Kph	Elapsed	Lap	Time	Sector 1	Sector 2	Sector 3	Kph	Elapsed
8	3:21.355	55.729	1:32.948	52.678	125.2	29:23.904	6	3:18.598	55.930	1:30.542	52.126	127.0	22:00.649
9	3:20.607	56.485	1:31.011	53.111	125.7	32:44.511	7	3:16.245	55.477	1:30.199	50.569	128.5	25:16.894
31 Karol Urbaniak POL BM Racing Team							41 David PAJOT LMV SPORT						
1	3:58.583				105.7	3:58.583	1	4:18.513	1:27.869	1:50.840	59.804	97.5	4:18.513
2	3:25.451				122.7	7:24.034	2	3:32.265	1:01.178	1:35.141	55.946	118.8	7:50.778
3	3:20.328				125.9	10:44.362	3	7:29.312	5:04.550	1:32.820	51.942	56.1	15:20.090
4	3:14.220				129.8	13:58.582	4	3:32.421	56.637	1:40.632	55.152	118.7	18:52.511
5	9:10.970				45.8	23:09.552	44 Lisa Brunner DEU Stucki Motorsport						
6	3:14.914				129.4	26:24.466	1	6:02.694	3:10.617	1:53.985	58.092	69.5	6:02.694
7	3:12.295				131.1	29:36.761	2	3:42.355	1:04.233	1:43.699	54.423	113.4	9:45.049
8	3:14.784				129.4	32:51.545	3	3:30.079	58.328	1:37.932	53.819	120.0	13:15.128
33 Daniel Nyffeler CHE No name fighter							4	3:25.333	57.606	1:35.615	52.112	122.8	16:40.461
1	4:28.087	1:29.809	1:50.907	1:07.371	94.1	4:28.087	5	3:19.903	55.867	1:33.225	50.811	126.1	20:00.364
2	6:31.219	3:56.566	1:38.655	55.998	64.5	10:59.306	6	3:19.288	55.926	1:33.041	50.321	126.5	23:19.652
3	3:36.754	59.676	1:37.749	59.329	116.3	14:36.060	7	3:21.429	55.488	1:33.669	52.272	125.2	26:41.081
4	3:20.979	57.912	1:30.668	52.399	125.5	17:57.039	8	3:21.302	56.066	1:33.422	51.814	125.3	30:02.383
5	3:20.628	56.876	1:32.585	51.167	125.7	21:17.667	47 Dorian GULDENFELS RAIWOIT RACING						
6	3:22.180	58.362	1:30.408	53.410	124.7	24:39.847	1	6:04.597	3:32.020	1:38.860	53.717	69.2	6:04.597
7	3:20.069	56.640	1:30.208	53.221	126.0	27:59.916	2	3:24.830	57.683	1:32.645	54.502	123.1	9:29.427
8	3:18.358	56.472	1:30.026	51.860	127.1	31:18.274	3	3:20.140	55.750	1:30.310	54.080	126.0	12:49.567
34 Pierre TIERCE TIERCE RACING							4	3:15.461	54.937	1:28.899	51.625	129.0	16:05.028
1	5:21.016	2:41.173	1:43.710	56.133	78.5	5:21.016	5	3:11.485	53.537	1:27.325	50.623	131.7	19:16.513
2	3:30.383	1:00.435	1:37.252	52.696	119.8	8:51.399	6	3:15.648	55.429	1:30.733	49.486	128.9	22:32.161
3	3:16.446	55.145	1:31.971	49.330	128.4	12:07.845	7	3:11.208	53.769	1:27.111	50.328	131.9	25:43.369
4	3:15.387	54.327	1:28.152	52.908	129.0	15:23.232	8	3:10.629	54.086	1:26.732	49.811	132.3	28:53.998
5	3:15.221	54.891	1:28.272	52.058	129.2	18:38.453	50 Gregory TOUZALIN MILAN COMPETITION						
6	3:08.661	54.008	1:26.062	48.591	133.6	21:47.114	1	5:26.917	2:38.982	1:45.627	1:02.308	77.1	5:26.917
7	3:15.771	55.292	1:30.705	49.774	128.8	25:02.885	2	3:41.603	1:04.513	1:40.460	56.630	113.8	9:08.520
8	3:27.365	54.323	1:41.541	51.501	121.6	28:30.250	3	3:31.849	1:00.054	1:37.796	53.999	119.0	12:40.369
39 David POUGET GPA RACING							4	3:31.628	59.118	1:37.956	54.554	119.1	16:11.997
1	4:48.211	2:20.997	1:35.279	51.935	87.5	4:48.211	5	3:28.911	58.806	1:35.000	55.105	120.7	19:40.908
2	3:16.786	56.379	1:30.008	50.399	128.1	8:04.997	6	3:27.654	1:00.220	1:34.216	53.218	121.4	23:08.562
3	3:13.223	55.378	1:28.474	49.371	130.5	11:18.220	7	3:25.249	57.357	1:34.984	52.908	122.8	26:33.811
4	3:09.997	54.095	1:26.115	49.787	132.7	14:28.217	8	3:23.368	57.770	1:32.461	53.137	124.0	29:57.179
5	3:08.973	55.149	1:25.531	48.293	133.4	17:37.190	63 Stéphane AURIACOMBE TIERCE RACING						
6	3:07.791	53.806	1:25.334	48.651	134.3	20:44.981	1	5:28.016	2:40.506	1:47.882	59.628	76.9	5:28.016
7	3:07.703	53.599	1:25.162	48.942	134.3	23:52.684	2	3:44.495	1:09.164	1:41.102	54.229	112.3	9:12.511
8	3:09.346	53.482	1:26.309	49.555	133.2	27:02.030	3	3:23.783	56.807	1:35.417	51.559	123.7	12:36.294
9	3:09.930	53.564	1:27.375	48.991	132.8	30:11.960	4	3:18.670	56.029	1:31.399	51.242	126.9	15:54.964
40 Vincent BRUNERIE MILAN COMPETITION							5	3:34.716	55.694	1:33.264	1:05.758	117.4	19:29.680
1	5:01.538	2:29.006	1:34.966	57.566	83.6	5:01.538	6	3:14.600	55.332	1:29.279	49.989	129.6	22:44.280
2	3:29.060	59.870	1:34.703	54.487	120.6	8:30.598	7	3:11.906	54.624	1:28.212	49.070	131.4	25:56.186
3	3:25.662	58.435	1:34.394	52.833	122.6	11:56.260	8	3:15.047	55.488	1:28.902	50.657	129.3	29:11.233
4	3:22.968	57.247	1:31.840	53.881	124.2	15:19.228							
5	3:22.823	56.545	1:34.476	51.802	124.3	18:42.051							



CLIO CUP FRANCE & CENTRAL EUROPE

SPA EURO RACE

FREE PRACTICE 1

Analysis

■ Personal Best ■ Session Best B Crossing the finish line in pit lane

Lap	Time	Sector 1	Sector 2	Sector 3	Kph	Elapsed	Lap	Time	Sector 1	Sector 2	Sector 3	Kph	Elapsed
9	3:29.038	1:03.024	1:33.679	52.335	120.6	32:40.271	9	3:14.032	54.868	1:28.774	50.390	129.9	32:19.158

66 **Niklas Mackschin** DEU
Ahrens Racing Team

1	4:15.973	1:26.396	1:48.982	1:00.595	98.5	4:15.973
2	3:28.963	1:00.205	1:35.267	53.491	120.7	7:44.936
3	3:17.725	56.299	1:30.959	50.467	127.5	11:02.661
4	3:13.423	55.587	1:28.419	49.417	130.4	14:16.084
5	3:10.321	54.900	1:26.467	48.954	132.5	17:26.405
6	3:11.076	54.471	1:27.174	49.431	132.0	20:37.481
7	3:09.537	54.419	1:26.384	48.734	133.0	23:47.018
8	3:11.845	55.676	1:26.744	49.425	131.4	26:58.863
9	4:28.938	1:48.017	1:37.527	1:03.394	93.8	31:27.801

71 **Euripides HATZISTEFANIS**
TEAM VRT

1	6:38.001	3:30.366	2:01.294	1:06.341	63.4	6:38.001
2	3:39.212	1:05.662	1:39.967	53.583	115.0	10:17.213
3	3:22.651	58.208	1:32.464	51.979	124.4	13:39.864
4	3:22.841	56.936	1:33.368	52.537	124.3	17:02.705
5	3:54.636	55.806	2:06.869	51.961	107.5	20:57.341
6	3:17.857	56.050	1:30.531	51.276	127.4	24:15.198
7	3:20.063	56.086	1:31.708	52.269	126.0	27:35.261
8	3:23.709	56.273	1:34.067	53.369	123.8	30:58.970

72 **Kevin JIMENEZ**
GPA RACING

1	4:29.027	1:45.077	1:43.888	1:00.062	93.7	4:29.027
2	3:42.292	1:04.326	1:41.942	56.024	113.4	8:11.319
3	3:36.293	58.151	1:40.054	58.088	116.6	11:47.612
4	3:26.531	56.784	1:34.776	54.971	122.1	15:14.143
5	3:25.194	56.384	1:34.408	54.402	122.9	18:39.337
6	3:21.804	56.228	1:31.944	53.632	124.9	22:01.141
7	3:22.480	57.108	1:33.436	51.936	124.5	25:23.621
8	3:18.978	56.475	1:30.393	52.110	126.7	28:42.599
9	3:18.849	55.665	1:31.172	52.012	126.8	32:01.448

77 **Dominique Schaaq** DEU
Ahrens Racing Team

1	17:11.461	...	2:00.879	58.808	24.4	17:11.461
2	3:35.029	58.805	1:40.919	55.305	117.3	20:46.490
3	3:23.707	57.235	1:35.331	51.141	123.8	24:10.197
4	3:19.402	56.280	1:32.057	51.065	126.4	27:29.599
5	3:32.358	1:05.183	1:33.811	53.364	118.7	31:01.957

78 **Jerôme DA ROS**
CARMINE COMPETITION

1	6:06.862	3:26.896	1:45.564	54.402	68.7	6:06.862
2	3:23.809	59.185	1:30.041	54.583	123.7	9:30.671
3	3:27.203	58.111	1:29.899	59.193	121.7	12:57.874
4	3:14.251	55.429	1:26.803	52.019	129.8	16:12.125
5	3:14.602	54.359	1:28.746	51.497	129.6	19:26.727
6	3:14.216	54.619	1:28.855	50.742	129.8	22:40.943
7	3:10.859	54.244	1:27.024	49.591	132.1	25:51.802
8	3:13.324	54.799	1:27.955	50.570	130.4	29:05.126

85 **Thibaut BOSSY**
TEAM TB2S

1	5:21.443	2:47.240	1:38.138	56.065	78.4	5:21.443
2	3:18.467	58.629	1:28.758	51.080	127.0	8:39.910
3	3:11.099	54.478	1:27.696	48.925	131.9	11:51.009
4	3:10.294	54.082	1:27.614	48.598	132.5	15:01.303
5	3:08.343	53.709	1:26.072	48.562	133.9	18:09.646
6	3:08.843	53.601	1:26.452	48.790	133.5	21:18.489
7	3:07.706	53.815	1:25.713	48.178	134.3	24:26.195
8	3:07.925	53.682	1:25.878	48.365	134.2	27:34.120
9	3:09.181	53.992	1:26.774	48.415	133.3	30:43.301

105 **Nicolas MILAN**
MILAN COMPETITION

1	4:50.749	2:27.834	1:31.156	51.759	86.7	4:50.749
2	3:11.814	55.108	1:27.199	49.507	131.5	8:02.563
3	3:09.138	54.451	1:25.887	48.800	133.3	11:11.701
4	3:10.787	53.665	1:26.273	50.849	132.2	14:22.488
5	3:12.782	55.153	1:26.115	51.514	130.8	17:35.270
6	3:07.651	53.290	1:25.259	49.102	134.4	20:42.921
7	3:08.862	53.635	1:25.983	49.244	133.5	23:51.783
8	3:08.394	53.742	1:25.615	49.037	133.8	27:00.177
9	3:29.277	58.690	1:33.599	56.988	120.5	30:29.454

110 **Eric ROLLERY**
CARMINE COMPETITION


1	6:40.055	3:25.617	2:06.451	1:07.987	63.0	6:40.055
2	4:06.523	1:14.721	1:46.464	1:05.338	102.3	10:46.578
3	3:46.292	1:02.897	1:41.262	1:02.133	111.4	14:32.870
4	3:36.942	1:01.401	1:38.977	56.564	116.2	18:09.812
5	3:31.957	1:01.540	1:35.973	54.444	119.0	21:41.769
6	3:31.308	58.959	1:38.734	53.615	119.3	25:13.077
7	3:29.456	58.323	1:35.380	55.753	120.4	28:42.533
8	3:25.846	1:00.436	1:32.033	53.377	122.5	32:08.379

115 **Samuel RAFFIN**
AUTOSPORT GP

1	4:55.316	2:03.757	1:48.124	1:03.435	85.4	4:55.316
2	3:48.207	1:08.956	1:40.527	58.724	110.5	8:43.523
3	3:39.627	1:05.408	1:38.843	55.376	114.8	12:23.150
4	3:32.854	59.152	1:36.863	56.839	118.5	15:56.004
5	3:35.463	1:03.014	1:37.588	54.861	117.0	19:31.467
6	3:29.575	58.978	1:34.500	56.097	120.3	23:01.042
7	3:30.488	1:02.325	1:34.873	53.290	119.8	26:31.530

117 **Guillaume SAVOLDELLI**
TB2S

1	5:22.925	2:49.461	1:36.318	57.146	78.1	5:22.925
2	3:22.976	59.380	1:30.352	53.244	124.2	8:45.901
3	3:17.885	57.454	1:29.093	51.338	127.4	12:03.786
4	3:14.914	55.411	1:27.977	51.526	129.4	15:18.700
5	3:14.431	55.663	1:28.219	50.549	129.7	18:33.131
6	3:11.495	56.217	1:25.589	49.689	131.7	21:44.626



CLIO CUP FRANCE & CENTRAL EUROPE

SPA EURO RACE

FREE PRACTICE 1

Analysis

■ Personal Best ■ Session Best B Crossing the finish line in pit lane

Lap	Time	Sector 1	Sector 2	Sector 3	Kph	Elapsed
7	3:18.913	56.554	1:31.030	51.329	126.8	25:03.539
8	3:16.152	55.655	1:30.257	50.240	128.5	28:19.691
9	3:21.147	58.311	1:28.985	53.851	125.4	31:40.838

123 Jordi PALOMERAS

MILAN COMPETITION

1	5:41.424	B 2:57.005	1:33.411	1:11.008	73.8	5:41.424
2	4:59.136	2:35.953	1:30.733	52.450	84.3	10:40.560
3	3:15.507	57.925	1:27.837	49.745	129.0	13:56.067
4	3:11.747	55.005	1:26.830	49.912	131.5	17:07.814
5	3:13.055	55.177	1:27.755	50.123	130.6	20:20.869
6	3:31.387	57.019	1:43.451	50.917	119.3	23:52.256
7	3:16.622	56.361	1:27.730	52.531	128.2	27:08.878

144 Veenesh SHUNKER

CLAIRET SPORT

1	5:56.843	3:22.438	1:38.862	55.543	70.7	5:56.843
2	3:27.382	59.461	1:32.718	55.203	121.6	9:24.225
3	3:18.049	56.648	1:29.894	51.507	127.3	12:42.274
4	3:16.124	56.903	1:29.197	50.024	128.6	15:58.398
5	3:16.652	55.862	1:28.730	52.060	128.2	19:15.050
6	3:18.296	57.529	1:30.849	49.918	127.2	22:33.346
7	3:12.254	55.697	1:26.968	49.589	131.2	25:45.600
8	3:11.814	55.742	1:26.652	49.420	131.5	28:57.414

155 Adeline PRUDENT

CARMINE COMPETITION

1	6:23.377	3:24.253	1:59.896	59.228	65.8	6:23.377
2	3:36.954	1:04.070	1:38.036	54.848	116.2	10:00.331
3	3:30.738	58.867	1:37.137	54.734	119.6	13:31.069
4	3:25.892	57.261	1:36.278	52.353	122.5	16:56.961
5	3:21.580	58.131	1:31.694	51.755	125.1	20:18.541
6	3:26.169	59.985	1:35.047	51.137	122.3	23:44.710
7	3:29.217	59.217	1:38.951	51.049	120.5	27:13.927
8	3:24.872	57.035	1:36.509	51.328	123.1	30:38.799

169 Jeremy CURTY

CARMINE COMPETITION

1	5:49.073	3:06.893	1:45.227	56.953	72.2	5:49.073
2	3:28.999	59.317	1:36.577	53.105	120.6	9:18.072
3	3:22.380	56.570	1:32.671	53.139	124.6	12:40.452
4	3:15.615	55.384	1:29.656	50.575	128.9	15:56.067
5	3:23.728	56.407	1:36.084	51.237	123.8	19:19.795
6	3:18.307	56.061	1:31.783	50.463	127.1	22:38.102
7	3:12.614	55.103	1:27.964	49.547	130.9	25:50.716
8	3:12.658	54.844	1:27.779	50.035	130.9	29:03.374
9	3:31.843	55.565	1:41.838	54.440	119.0	32:35.217

177 Jeremy SARHY

VIC TEAM

1	3:56.596	1:11.739	1:47.994	56.863	106.6	3:56.596
2	3:25.086	59.903	1:34.411	50.772	122.9	7:21.682
3	3:15.895	55.692	1:29.480	50.723	128.7	10:37.577
4	3:09.793	54.232	1:26.860	48.701	132.9	13:47.370
5	3:11.846	53.881	1:28.188	49.777	131.4	16:59.216

6	3:09.436	54.243	1:26.792	48.401	133.1	20:08.652
7	3:13.465	53.719	1:31.528	48.218	130.3	23:22.117
8	3:12.472	53.720	1:29.647	49.105	131.0	26:34.589
9	3:11.969	55.407	1:27.650	48.912	131.3	29:46.558
10	3:12.870	54.231	1:29.428	49.211	130.7	32:59.428

211 Corentin TIERCE

TIERCE RACING

1	5:52.209	3:08.274	1:44.812	59.123	71.6	5:52.209
2	3:23.508	58.190	1:33.172	52.146	123.9	9:15.717
3	3:15.738	54.944	1:31.313	49.481	128.8	12:31.455
4	3:10.810	53.893	1:27.282	49.635	132.1	15:42.265
5	3:11.667	53.550	1:26.178	51.939	131.6	18:53.932
6	4:42.613	2:23.212	1:31.081	48.320	89.2	23:36.545
7	3:09.207	53.441	1:26.497	49.269	133.3	26:45.752
8	3:12.536	54.893	1:28.574	49.069	131.0	29:58.288

777 TBA TBA

1	5:04.403	2:30.753	1:37.358	56.292	82.8	5:04.403
2	3:29.870	58.541	1:35.918	55.411	120.1	8:34.273
3	3:26.052	56.965	1:32.934	56.153	122.4	12:00.325
4	3:26.912	56.983	1:32.685	57.244	121.9	15:27.237
5	3:17.274	56.397	1:29.715	51.162	127.8	18:44.511
6	3:17.659	55.530	1:29.673	52.456	127.6	22:02.170
7	3:16.789	56.610	1:29.591	50.588	128.1	25:18.959
8	3:15.744	55.480	1:29.479	50.785	128.8	28:34.703
9	3:19.905	55.906	1:32.058	51.941	126.1	31:54.608